

ELAN Series N-Type Bifacial Dual Glass PV Modules - Frame

ASB-7-AAA (AAA=350-370) | 72 Cells | 350-370 Wp

Highlights



Modules made with N-type bifacial solar cells



Up to 450 Wp at 30% ground reflectivity



Characterised for 1000W/m² & 200W/m² on the front and rear side respectively



Up to 85% bifaciality factor



2*IEC testing to ensure extremely high reliability of PV modules



Near zero LID, PID free, 1500 V module



High insulation resistance due to special raw materials



Linear warranty of 30 years



Reduces installation costs by 4%

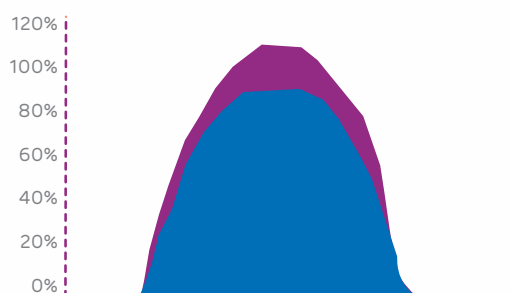
Reduces transport costs by 7%

Reduces land costs by 8%

Reduces BOS costs by 7%

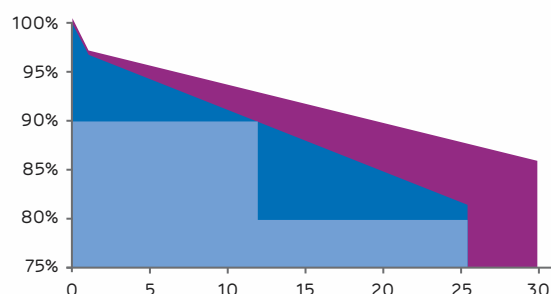
Higher generation due to bifacial technology

Adani bifacial module Standard polycrystalline module



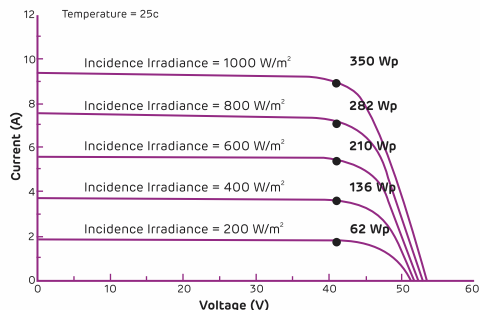
Bifacial technology

ADANI STD Linear STD

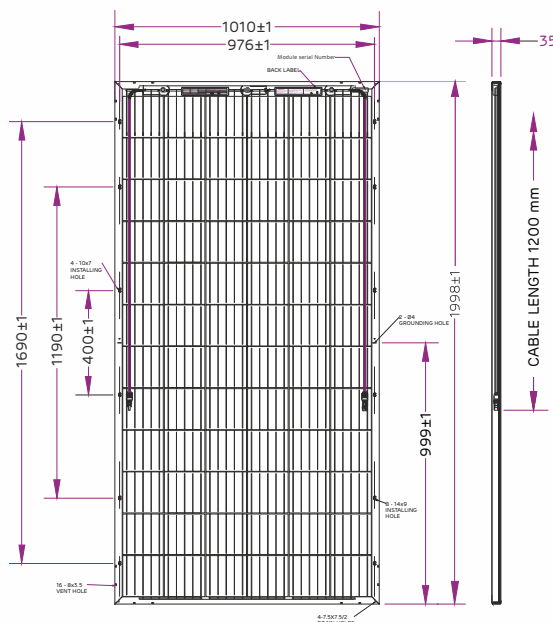


Technical Data

Multi irradiance curve for ASB-7-AAA



Dimensions in mm



Warranty and certifications

Product warranty**

12 years of product warranty

Performance guarantee**

Power degradation <- 0.8 % in first year
<- 0.40 % / year in 2-30 years

Approvals and certificates* : IEC 61215 Ed2, IEC 61730, IEC 61701, UL 1703, MCS, JET, CEC, CEC-Aus, IEC 62716, IEC 62782, IEC 60068-2-68, IEC 61853

*All certifications are under process



Electrical data – All data measured to STC*

Electrical Specification	Only front (STC)				
Peak power, (0 ~+ 4.99 Wp)					
Pmax(Wp)	350	355	360	365	370
Maximum voltage, Vmpp (V)	37.5	37.9	38.3	38.65	39.02
Maximum current, Imp (A)	9.34	9.37	9.42	9.46	9.5
Open circuit voltage, Voc (V)	46.4	46.4	46.7	46.85	46.99
Short circuit current, Isc (A)	9.72	9.74	9.88	9.9	9.96
Module efficiency (%)	17.34	17.59	17.84	18.09	18.34

*STC: Irradiance 1000 W/m², cell temperature 25°C, air mass AM1.5 according to EN 60904-3. Average efficiency reduction of 4.5 % at 200 W/m² according to EN 60904-1. Except Pmp, all other parameters have a tolerance of +/-3 %, measurement uncertainty <3 %

Electrical Characteristics with different rear side power gain (Reference 355 Wp Front)

Electrical Specification	Pmax gain from rear side*			
Ground Reflectance	15%	20%	25%	30%
Peak power, (0 ~+ 4.99 Wp) Pmax(Wp)	400	415	430	446
Maximum voltage, Vmpp (V)	38	38.1	38.2	38.3
Maximum current, Imp (A)	10.53	10.90	11.27	11.63
Open circuit voltage, Voc (V)	46.7	46.9	47.0	47.1
Short circuit current, Isc (A)	10.95	11.34	11.72	12.10
Module efficiency (%)	20.38	21.15	21.91	22.68

* Power gain from rear side depends upon the ground reflectance (Albedo) & Bifaciality factor.

Temperature co-efficients (TC) and permissible operating conditions

TC of open circuit voltage (β)	-0.31% /°C
TC of short circuit current (α)	0.065 % /°C
TC of power (γ)	-0.40 % /°C
Maximum system voltage	1500 V (IEC & UL)
NOCT	44°C ± 2°C
Temperature range	-40°C to + 85°C

Mechanical data

Length	1998 mm
Width	1010 mm
Height	35 mm
Weight	31.1 Kg
Junction box	IP67; junction box, MC4 compatible
Cable and connectors	1200 mm length cable, MC4 & Amphenol compatible connectors
Application class	Class A (Safety class II)
Superstrate	High transmittance ARC glass 2.5 mm
Cells	72 mono-crystalline N-type bifacial PERC solar cells; 5 bus bars
Encapsulation	Low shrinkage PID free encapsulant POE
Substrate	High transmittance glass 2.5 mm
Frame	Anodized Frame (35 X 28)
Mechanical load test as per IEC & UL	5400 Pa-front; 2400 Pa-back
Maximum series fuse rating	20 A

Packing information

Container	40'HC
Pallets / Container	22
Pieces / Container	682

Note:

- The specifications included in this datasheet are subject to change without notice.
- The electrical data given here is for reference purpose only.
- Please confirm your exact requirements with the sales representative while placing your order.

** Warranty:

Please read Adani solar warranty documents thoroughly.

*Caution:

Please read safety and installation instructions before using the product.